



SCAN QR
TO DOWNLOAD
E-CATALOGUE

THE BALANCE
OF Shades

EARTHBOUND
COLLECTION

PROS
DECOR



• OUR PRODUCT •



1.5mm / 1.3mm (±)
ULTRA GLOSS COLLECTION



2mm (±)
PREMIUM ACRYLIC



1.5mm / 1.3mm (±)
VELVET MATT COLLECTION




Chachapar Road, Opp. Shiva Polypack,
Thorala, Morbi-363641 (Gujarat) India.

www.prosdecor.com




PROS हैं....
तो सब कुछ हैं!

GLOW




SAND



EARTH



MOSS



ROOT



ASH



The Balance of Shades



EARTHBOUND
COLLECTION



At Pros Decor, we redefine contemporary elegance with surfaces that radiate sophistication and style. Our collections transform any space into a masterpiece, offering sleek, polished finishes that elevate every room. From glossy kitchen cabinets and chic living room pieces to luxurious bedroom wardrobes, our designs bring modern glamour to life. Imagine your home, office, or commercial space adorned with stunning, high-gloss furniture that reflects both light and luxury. Whether it's a serene apartment, a bustling showroom, or a stylish reception, Pros Decor creates environments where beauty and functionality harmonize perfectly.

In every project, we prioritize aesthetic appeal, ensuring that each piece not only serves its function but also becomes a focal point of beauty. Our designs are meticulously crafted to enhance the visual harmony of any space, blending modern trends with timeless elegance. Whether it's a minimalist apartment or a grand office, Pros Decor infuses each environment with a refined style that captivates and inspires. We believe that true design excellence lies in the details, where every surface, colour, and texture is thoughtfully chosen to create a cohesive and visually stunning ambience.



MASTER THE
craft

ART WITH DEPTH,
EMBRACE THE
ACRYLIC REVOLUTION.



Playing with BOLD
Color Palettes,

Application



Kitchen Shutters



Doors & Drawer
Front



wardrobe



Office Spaces



Tv Unit




Furniture

GENERAL USE & CARE GUIDE


Our laminates are crafted with both aesthetics and durability in mind. When used as directed and with proper care, they are designed to maintain their beauty and functionality for years to come.

LAMINATES


- **Cleaning** - Use water and a clean, non-abrasive cloth for regular cleaning.
- **Stubborn Stains** - For tougher stains, apply mild household cleaners like Colin, and gently wipe with a non-abrasive cloth.
- **Avoid Harsh Chemicals** - Refrain from using abrasive liquid cleaners, bleach, or harsh chemicals, as these can damage the laminate surface.
- **Heat Exposure** - Do not place hot cookware directly on the laminate. Prolonged exposure to temperatures above 30°C may damage the surface.
- **Proper Use** - Avoid using the laminate for unintended purposes (e.g., ironing, chopping, hammering, or exposing to open flames).
- **Outdoor Use** - Not recommended for outdoor applications where exposure to direct sunlight and harsh weather conditions is likely.
- **UV Rays** - Direct exposure to UV rays may deform the laminate.
- **Gloss Surfaces** - These are best suited for vertical applications only.
- **Avoid Solvents** - Do not use thinner, toluene, or similar solvents, as they may cause discoloration.
- **Storage**: Store laminates at temperatures below 30°C.
- **Compliance** - Our laminates conform to internationally recognized technical standards.
- **Thickness Tolerance** - Laminates have a thickness tolerance of +/-10%.
- **Protective Film** - Ensure the protective film is peeled off after installation.
- **Humidity Concerns** - Acrylic can be compromised when bonded in extremely humid conditions.
- **Uneven Substrate** - Debonding may occur in certain areas due to an uneven substrate surface.
- **Adhesive Issues** - Using water-based synthetic resin adhesives, other than PEVA (Polyethylene Vinyl Acetate Co-polymer), can affect bonding quality.
- **Moisture Loss** - Substrates losing moisture after installation can lead to bonding failures.
- **Insufficient Pressure** - Inadequate pressing during the bonding process can result in poor adhesion.
- **Oversized Sheets** - The use of oversized acrylic/PVC laminate sheets (over 8 ft x 2 ft) can pose installation challenges.




UG-101
Gloss White



UG-102 ★
Emerald Gloss




UG-103
Eternal Rose




UG-104
Pearl Glow



UG-105 ★
Sapphire Gleam



UG-106 ★
Titanium Gloss



UG-107 ★
Shimmering Platinum

GLORIOUS

GLAZIQUE



UltraGloss Collection




UG-172
Moon White



UG-174
Daisy Bloom



UG-176
Smog



UG-173
Cream White



UG-175
Soft Glow



TERMITE &
BORER FREE



LIGHT
WEIGHT



DURABILITY
& STRENGTH



IDEAL FOR VERTICAL
APPLICATION



WATER &
STAINPROOF

Tempting PASTELS



The allure of pastels lies in their effortless charm. Subtle yet captivating, these shades evoke serenity and sophistication, making every corner they touch a little more magical

UltraGloss Collection



UG-108
Timeless Cream



UG-109 ★
Fossil Beige



UG-110
Crimson Spark




UG-111
Citrine Spark



UG-112
Lenox Tan




UG-113
Luminous Fern



UG-114 ★
Grey Olive



UG-115 ★
Ivory Sigma



UG-116 ★
Opalescent Beige



TERMITE &
BORER FREE



LIGHT
WEIGHT



DURABILITY
& STRENGTH



IDEAL FOR VERTICAL
APPLICATION



WATER &
STAIN PROOF



EPONYMOUS

UltraGloss Collection



UG-117
Pearl Lustre



UG-118
Ebony Shine



UG-119 ★
Graphite Gloss



UG-120 ★
Greyish Brown



UG-121
Ruby Glint



UG-122 ★
Muted Taupe



UG-123 ★
Carbon Grey



UG-124
Pewter Gloss



UG-125 ★
Wenge



TERMITE &
BORER FREE



LIGHT
WEIGHT



DURABILITY
& STRENGTH




IDEAL FOR VERTICAL
APPLICATION



WATER &
STAINPROOF

EMPTY REAL


UltraGloss Collection



UG-126 ★
Languid Lavender




UG-121
Ruby Glint



UG-129
Ivory Pearl



UG-127
Whirlwind Charcoal



UG-128
Amethyst Gloss



UG-130
Nobel Gloss

Breathing Tranquility
And Refinement



TERMITE &
BORER FREE



LIGHT
WEIGHT



DURABILITY
& STRENGTH




IDEAL FOR VERTICAL
APPLICATION



WATER &
STAIN PROOF

UltraGloss Collection



UG-131
Quartz Spark



UG-132
Dovetail



UG-133
Rose Gold Gloss




UG-134 ★
Polished Ash



UG-135
Spring Rain



UG-136 ★
Pastel Sage



UG-137 ★
Dazzling Chrome



UG-138
Battleship Grey



UG-139 ★
Sable Gloss



TERMITE &
BORER FREE



LIGHT
WEIGHT



DURABILITY
& STRENGTH




IDEAL FOR VERTICAL
APPLICATION




WATER &
STAIN PROOF



UltraGloss Collection




UG-140 ★
Overcast Grey



UG-141 ★
Muted Graphite



UG-142
Obsidian Gloss



UG-143 ★
Moonlit Silver




UG-144
Amber Sheen



UG-145 ★
Davy Grey



UG-146
Carmine Gloss



UG-147
Copper Shine



UG-148 ★
Foggy Iron

Amplified in the glory of Grey



TERMITE &
BORER FREE



LIGHT
WEIGHT




DURABILITY
& STRENGTH




IDEAL FOR VERTICAL
APPLICATION




WATER &
STAINPROOF




UG-149
Bluish Cyan



UG-153 ★
Hippie Blue



UG-151 ★
Glacier



UG-152
Turquoise Spark




UG-150
Alabaster Gloss




UG-154
Surfie Green


OUTLANDISH




UG-156
Cyan Opaque




UG-157
Aqua Verde



UG-155
Citrine Gloss



UG-158 ★
Seafoam Gloss



UG-159
Teal Mirage



UG-160
Sherwood Green



UltraGloss Collection



UG-161 ★
Moonbeam gloss




UG-162 ★
Bronze Lustre



UG-163
Woodsmoke

SUNLIT
landscapes



UG-164
Vintage Parchment



UG-165
Mikado Yellow



TERMITE &
BORER FREE



LIGHT
WEIGHT



DURABILITY
& STRENGTH



IDEAL FOR VERTICAL
APPLICATION



WATER &
STAINPROOF




Dark and desirable




UG-166 ★
Floral Blush




UG-168
Apple Blossom



UG-167 ★
Puce



UG-169 ★
Ferra



UG-170
Pastel Lustre



UG-171 ★
Ruby Flicker




Veins that articulate artistically

Marble Collection



PM-301 ★★
Carrara White



PM-302 ★★
Midnight Grace



TERMITE &
BORER FREE



LIGHT
WEIGHT



DURABILITY
& STRENGTH



IDEAL FOR VERTICAL
APPLICATION



WATER &
STAINPROOF



PM-303



PM-303 ★★
Calacatta Gold



PM-304 ★★
Grigio Marble



PM-305 ★★
Venetian Pearl



TERMITE & BORER FREE



LIGHT WEIGHT



DURABILITY & STRENGTH



IDEAL FOR VERTICAL APPLICATION




WATER & STAINPROOF

EPHEMERAL



PM-306 ★★
Echo Canyon



PM-307 ★★
River Stone Drift



TERMITE &
BORER FREE



LIGHT
WEIGHT



DURABILITY
& STRENGTH



IDEAL FOR VERTICAL
APPLICATION



WATER &
STAINPROOF

STAGGERING

SPLENDID



PM-308

Spaces evoke emotions

Marble Collection



PM-308 ★★
RIDGE VIEW MARBLE



PM-309 ★★
Emperador Brown



PM-310 ★★
Desert Quarry



TERMITE &
BORER FREE



LIGHT
WEIGHT



DURABILITY
& STRENGTH



IDEAL FOR VERTICAL
APPLICATION



WATER &
STAIN PROOF

Comfort PREVAILS

When comfort prevails in your home, it becomes a sanctuary where every corner is inviting and every moment feels peaceful


Spaces evoke emotions



➤ PW-403

Wooden Collection




 PW-401 ★
Walnut Aura



 PW-402 ★
Vivid Beige



 PW-403 ★
Teak Essence



TERMITE &
BORER FREE



LIGHT
WEIGHT



DURABILITY
& STRENGTH



IDEAL FOR VERTICAL
APPLICATION



WATER &
STAIN PROOF

Even the tiniest detail can transform the entire feel of your interior.




› PW-405

Comfort defines luxury


DESIGN BEAUTIFULLY

Wooden Collection




 PW-406 ★
Aura Bronz









 PW-404 ★
Maple Elegance



 PW-405 ★
Ebony Charm



Facts

	Acrylic are bonded in extremely humid conditions		Use of water base synthetic resin adhesive any other the PEVA (Polyethylene Vinyl Acetate Co-polymer)		When substrate loses moisture after installation
	Debonding in certain areas because of uneven substrate surface		Insufficient or lack of pressing during the bonding period of laminate		Use of extremely large acrylic/PVC laminate sheets (more than 8 ft x 2 ft long)

To avoid de lamination / air bubbles in between ply and laminate the above steps should be taken care of.
Bonding of acrylic sheets shouldn't be completed under high humidity

Reasons for air bubble formations on Acrylic Sheets



Limited Warranty

Our laminates are crafted with both aesthetics and durability in mind. When used as directed and with proper care, they are designed to maintain their beauty and functionality for years to Our products are crafted to be free of defects and, when handled and installed correctly, are designed to meet or exceed manufacturing specifications. We strongly recommend that all products be thoroughly inspected prior to installation. Our warranty does not cover defects or non-compliance arising from improper use, handling, or any other causes, including but not limited to:

- Improper handling, transportation, or storage
 - Incorrect installation
 - Misuse or unintended use of the products
 - Inadequate maintenance
 - Exposure to extreme temperatures
 - Unauthorized modifications
 - Use in outdoor environments
- There will be no guarantee or exchange under any circumstances
 - color variations in products from different batches are possible
 - We recommend using products from same batch to avoid color variations
 - This brochure is for presentation purpose only. Actual colors may differ.

- Exposure to direct sunlight can gravely affect the laminate's appearance
- Use of inferior or sub-standard dipped plywood or dipped lipping patti, which may chemically react the adhesive.
- Prolonged exposure to high temperature (above 30°C–35°C)
- If hot cookware or utensils are directly placed on the laminate
- To avoid the inside cracks & stretch line Do not store acrylic sheet in roll form.



Specification

6H
ANTISCRATCH

Parameters	Pros Acrylic Laminate	High Gloss Laminate	PU Coating / Duco Paint	Back Painted Glass
Gloss Level	>90	>70	>85	>85
Scratch Proof	6H Anti Scratch	No	No	No
Color Consistency	Excellent	Not Good	Not Good	Not Good
Orange Peel	No	Yes	Yes	No
UV Resistance	Excellent	Bad	Bad	Bad
Water Resistance	Excellent	Bad	Bad	Excellent
DRY Heat Resistance	Excellent	Good	Bad	Bad
Volatile Organic Compounds (VOCs)	No	Yes	Yes	Yes

INSTRUCTION

Remove the protective film within **10 days** of installation.

* The information provided in this catalogue is intended solely for reference and guidance. Pros Decor does not warrant the accuracy or completeness of the details herein, nor do we guarantee any specific product properties as listed. The suitability of our products for any particular use should be determined in consultation with professional advisers. Pros Decor reserves the right to amend or update product descriptions at any time without prior notice. We are not responsible for any discrepancies or damages arising from reliance on the information in this catalogue. Intellectual property within this catalogue remains the property of its respective manufacturers.

Disclaimer

- Do not use plywood with high moisture content
- Do not use ply with uneven surface
- Avoid using interior-quality adhesive
- Apply sufficient pressure
- We do not recommend pasting of sheets on the printed/branding area of the plywood
- Don't use synthetic rubber adhesives such as SR / Jat Pat, Bostic, Heatex, Etc.
- No Guarantee & No Exchanges Under any Circumstances
- Colour Variations may occur between Different Batches
- Use the same batch Material to avoid Colour Inconsistencies
- Actual Colours of Laminate Sheets may vary from Brochure Images

